


Jingle Bells
Lyrics by James Pierpont (1837)


Song of the Week

 **a sleigh**

 **bells**

Jingle bells, jingle bells,
Jingle all the way;
Oh, what fun it is to ride
In a one-horse open sleigh, hey

Jingle bells, jingle bells,
Jingle all the way;
Oh, what fun it is to ride
In a one-horse open sleigh


 **one-horse open sleigh**


 **over the hills**

Dashing through the snow
In a one-horse open sleigh,
Over the hills we go,
Laughing all the way;
Bells on bob-tail ring,
making spirits bright,
What fun it is to laugh and sing
A sleighing song tonight

 **snow**


 **laugh**


 **night (tonight)**


 **sing**

 Jingle bells, jingle bells,
Jingle all the way;
Oh, what fun it is to ride
In a one-horse open sleigh, hey

 Jingle bells, jingle bells,
Jingle all the way;
Oh, what fun it is to ride
In a one-horse open sleigh

 Jingle bells, jingle bells,
Jingle all the way;
Oh, what fun it is to ride
In a one-horse open sleigh

 Jingle bells, jingle bells,
Jingle all the way;
Oh, what fun it is to ride
In a one-horse open sleigh



lyons @ njmskita 2007

Dictation.	
1. бревно	
2. кукла	
3. играть в теннис	
4. играть в хоккей	
5. много	
6. песня	
7. длинный	



It, like, is, have, dog, little.

1. She ... got a cat.
2. ... is little.
3. It ... milk.
3. She has got a
4. It is ... too.
5. It ... meat.
6. She ... **her pets [hə:'pets] (ее питомцы)**very much.
7. She ... happy.




It, like, is, have, dog, little.

1. She ... got a cat.
2. ... is little.
3. It ... milk.
3. She has got a
4. It is ... too.
5. It ... meat.
6. She ... **her pets [hə:'pets] (ее питомцы)**very much.
7. She ... happy.



Help the Farmer find his pig



Запиши на английском: У него есть свинья.

Homework. 1. Учебник: урок 15 - повторить названия игр на стр.102; повторить правило на с.108 правило; **урок 16** – повторить правило на стр. 110-111 №1, №2 – повторять; с.113 – повторить слова, №3 – читать полностью, **выучить текст о Билле; №4 – выучить.**

2. Рабочая тетрадь: урок 16 №5, №6 – записать на английском, что есть у Кейт и Джейн, а также, что есть у Билла и Майка.

3. Словарик: повторить слова из занятия 16, подготовиться к словарному диктанту.

4. Читать слова на карточке для чтения.

Карточка для чтения. Read these words.

Oo[əu] sofa, nose, snow, rope, snowball, rose, Tony, cold, go home, OK.

Oo[ɔ] dog, log, frog, doll, box, cock, clock, fox, hopscotch, hockey, **hot, a lot of, long, song;**

Aa[æ] **cat**, bat, cap, bag, bad, black, bag, lamp, taxi, mat, flag, fat, Max, rat, can, Andy, **tag, have got;**

Aa[ei] make, take, Kate, lake, table, plate, cake, Jane, sail, **late;**

Ii[ɪ] in, big, visit, twig, little, pig, swim, stick, live, sit, still, his, six, milk, **skip;**

Ii[ai] **hi**, find, like, bike, kite, Mike, five, ride, nine, write, **high, white, nice, hide-and-peek;**

Ee[i:] he, me, she, Pete, we;

Ee[e] pen, Ben, bed, red, send, help, let, pencil, ten, hen, well, clever, **tennis;**

EA[i:] see, green, tree, three, sweet, bee;

EE[i:] tea, meat, seal, please, eat, read, sea;

NG[ŋ] sing, bring, song, long;

SH[ʃ] ship, dish, fish, she;

CH[tʃ] chick, chess, hopscotch;

TH[θ] thick, thin, three, thank;

TH[ð] this, that, the, with; they;

WH [w] white, what.