

**Warm-up. Tongue twisters and poems. Скороговорки и стихотворения.**

1. My snowman is so nice!  
I like his hat. I like his eyes.  
I like his nose. It is big and red.  
My snowman is nice and fat.



2. It is cold today. Let's go and play.  
«Ok! OK!»- say Mike and Jane.  
«Let's ski and skate!» – say Bill and Kate.  
«OK! OK!»- say Mike and Jane.

3. Kate's black, black cat is so fat.  
I like his green, green eyes.  
It plays with a ball, it plays with a mat.  
Kate's cat is so nice!

4. **Spring** is green.  
**Summer** is bright.  
**Autumn** is yellow.  
**Winter** is white.

 **Seasons Worksheet 4**

Parents, help your child to:  
1. Using the image as a guide, identify the season by unjumbling the letters  
2. Write the correct name of the season on the line

iwtern		_____
gnrips		_____
ermmsu		_____
mnauut		_____

**guruparents.com** 

5. **January, February, March, April, May, June, July, August, September, October, November, December.**

6. **Monday, Tuesday, Wednesday, Thursday, Friday, Saturday, Sunday**  
**The days of the week.**

<b>Dictation.</b>	
<b>1. зима</b>	
<b>2. кататься на коньках</b>	
<b>3. кататься на лыжах</b>	
<b>4. играть в снежки</b>	
<b>5. холодный</b>	
<b>6. идти домой</b>	
<b>7. приносить</b>	
<b>8. петь</b>	
<b>9. они</b>	
<b>10. мне так это нравится!</b>	

**Вставьте пропущенные слова.**

**today, a hat, cold, winter, snowballs, go home, nose, a snowman, like.**

1. It's ...
2. It's ... in winter.
3. Tony and Jane ... winter.
4. It's very cold ...
5. Tony can see .... in the snow.
6. Let's make ... ! – says Jane.
7. No! I am cold. Let's play ...
8. Jane's ... is red.
9. I am cold. Let's ... !

Вставьте слова. Придумайте свое стихотворение со словами a fox- a box.  
Нарисуйте картинки.

1. It's a ...



. It likes this ...



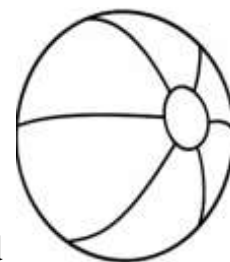
2. They sit on this brown ...



3. It's a pretty little



. It can play with that red

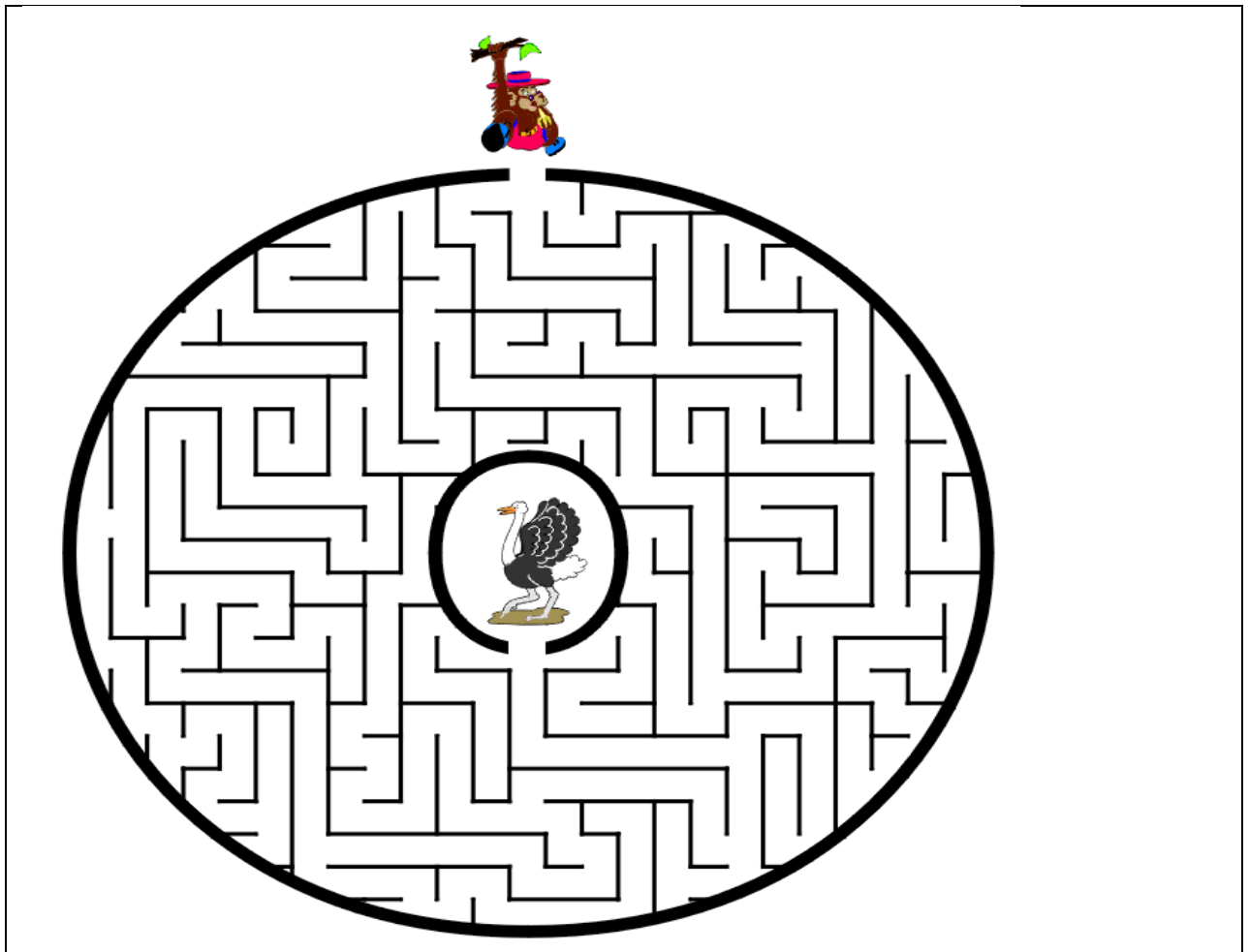


4. It's a little yellow



. It sits on this brown ...

5.



**Homework. 1. Учебник:** урок 14- повторить слова на с. 98-99, повторить песенку №5; повторить слова на с. 100, №7 –**выучить предложения о коте Бена**; урок 15 - выучить новые слова, №1,2.

**2. Рабочая тетрадь:** урок 15 №1,2.

**3. Словарик:** записать слова a dog, a frog, a box, a fox, a doll, a log, a sock, a clock в словарик; повторить слова из словарного диктанта.